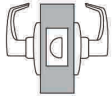

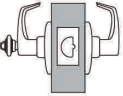
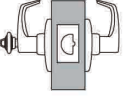
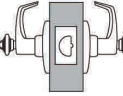
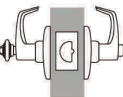
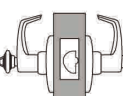
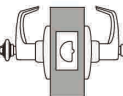



Lock Function

Outside	Inside	Series/ Function	Type	ANSI No.	Function Description
		CDC-75	Passage Closet	F75	Latchbolt operated by lever from either side at all times.
		CDC-76	Privacy	F76	Latchbolt operated by lever from either side. Outside lever is locked by push button inside and unlocked by emergency release outside, rotating inside lever or closing door.
		CDC-84	Classroom	F84	Deadlocking latchbolt operated by lever from either side except when outside lever is locked from outside by key. When outside lever is locked, latchbolt is operated by key in outside lever or by rotating inside lever.
		CDC-86	Storeroom	F86	Deadlocking latchbolt operated by key in outside lever or rotating inside lever. Outside lever is always inoperable.
		CDC-87	Asylum	F87	Deadlocking latchbolt operated by key in lever from either side. Both lever always fixed.
		CDC-90	Corridor Lock	F90	Dead locking latch bolt operated by lever from either side except when outside lever is locked by key in outside lever or by push button or other locking device on inside. Key in outside lever locks or unlocks outside lever. Operating inside lever releases push button or other locking device placed. Closing door releases push button or other inside locking device. Inside lever always operates latch bolt.
		CDC-109	Entry / Office Lock	F109	Deadlocking latchbolt operated by lever from either side, except when outside lever is locked by the push or turn button on inside. Key outside or operating inside lever releases push or turn button unlocking outside lever except when push or turn button has been rotated to keep outside lever locked. Inside push or turn button must be manually operated to unlock outside lever. Inside lever always operates latch bolt.
		CDC-110	Intruder Classroom Lock	F110	Dead locking latch bolt operated by lever from either side. Key either inside or outside locks or unlocks outside lever. Inside lever always operates latch bolt.
		CDC-SD	SINGLE DUMMY TRIM	SD	Dummy trim for one side of door.