



# DBM

Heavy Duty Auxiliary  
Mortise Deadbolt Locks

# DBM Mortise Deadbolt

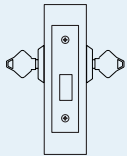
## Heavy Duty Auxiliary Locks

DBM Series is a heavy duty commercial quality deadbolt that provides a positive deterrent to forced entry. Designed for maximum security, the cylinder resists blows attempting to move the lock.



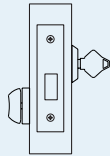
### Functions

#### DBM 16 Deadlock



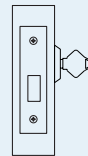
- Deadbolt operated from either side by key
- Use only on rooms with more than one exit

#### DBM 17 Deadlock



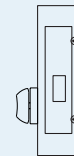
- Deadbolt operated from outside by key
- Deadbolt operated from inside by turn lever

#### DBM 18 Deadlock



- Deadbolt operated from outside by key
- No inside operation
- Use only on rooms with more than one exit

#### DBM 29 Exit Lock



- Deadbolt operated from inside by turn lever
- No outside operation

### Specifications

- |                       |   |
|-----------------------|---|
| <b>APPLICATIONS</b>   | — To use as an auxiliary lock for quality residential and commercial buildings wherever additional security is desired. |
| <b>DOOR RANGES</b>    | — 1 3/8" to 2" door thickness.  |
| <b>BACKSET</b>        | — 2 3/4" standard.  |
| <b>BOLT</b>           | — 1" throw, stainless steel deadbolt, Anti-Saw Deadbolts with hardened pins.  |
| <b>FINISHES</b>       | — US26D, US26, US10B, US3, US4,   |
| <b>HANDING</b>        | — Non-Handed.   |
| <b>CYLINDER</b>       | — Accepts standard cylinders.   |
| <b>CERTIFICATIONS</b> | — Meets or exceeds ANSI A156.5 Grade 1 strength and operational requirements.   |

